



# MCAS Results for English Learners Students

*Mary Dillman, Executive Director, Office of Data and Accountability,  
Elena Lanin, Senior Analyst, Office of Data and Accountability*

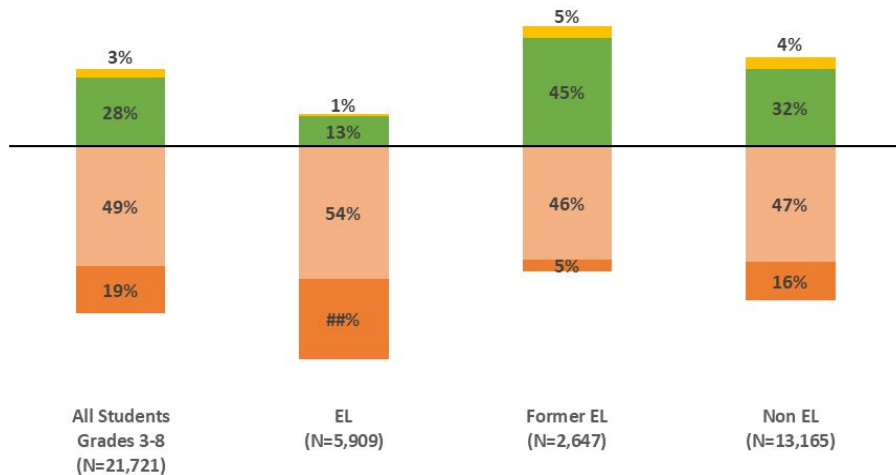
*Boston Public Schools*

## **2017 and 2018 Grade 3–8 MCAS Results For English Learner Students**

## Spring 2017 & 2018 MCAS ELA Gr 3–8 Achievement Levels by EL Status

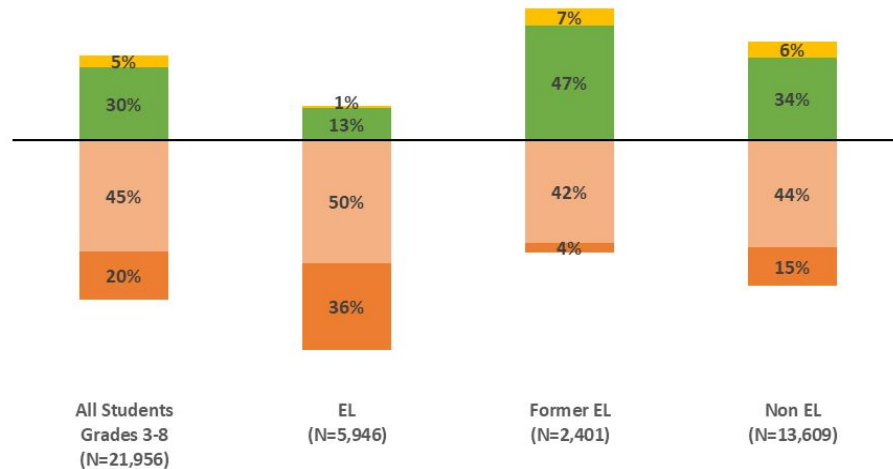
### English Language Arts 2017 MCAS

■ Partially Meeting Expectations 
 ■ Not Meeting Expectations 
 ■ Meeting Expectations 
 ■ Exceeding Expectations



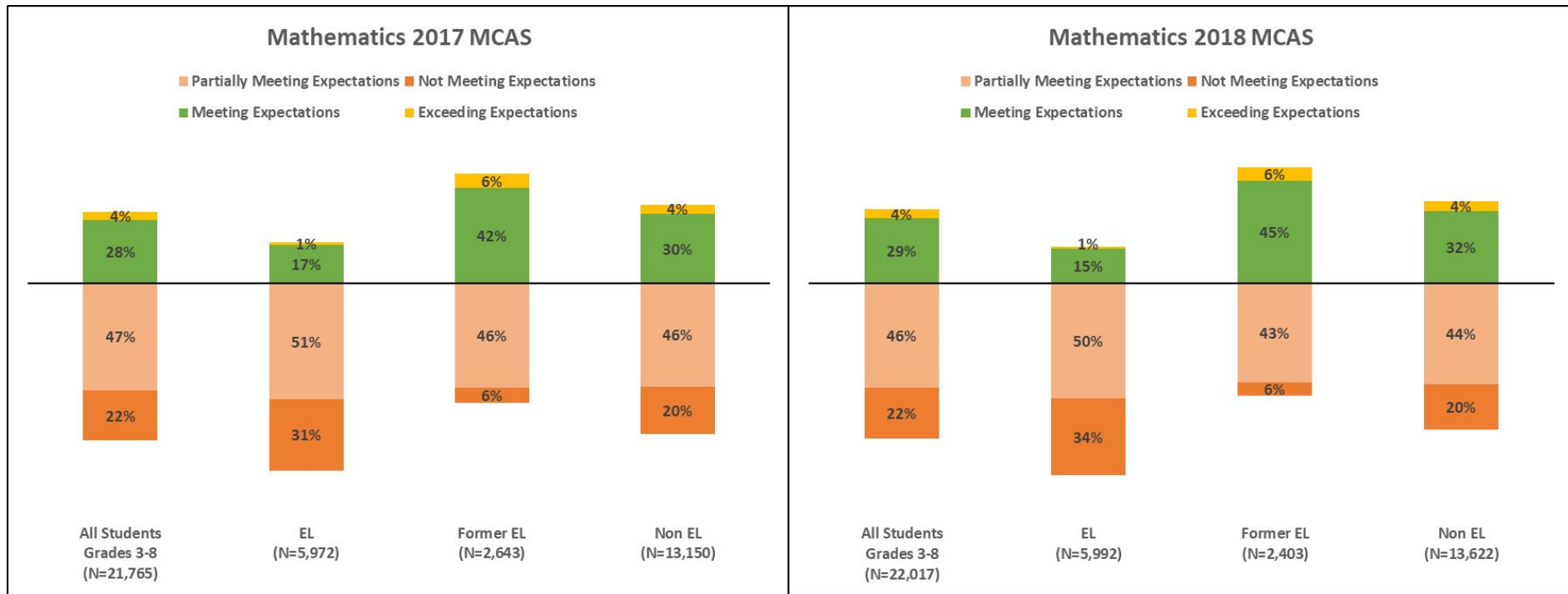
### English Language Arts 2018 MCAS

■ Partially Meeting Expectations 
 ■ Not Meeting Expectations 
 ■ Meeting Expectations 
 ■ Exceeding Expectations



*Note: This analysis contains the Horace Mann Charter Schools. MCAS-Alt results not included in analysis. LEP status as it was when a student was assessed. The “Former EL” subgroup includes all active BPS students who were reclassified within the past four years (June 2014 onward).*

## Spring 2017 & 2018 MCAS Math Gr 3–8 Achievement Levels by EL Status

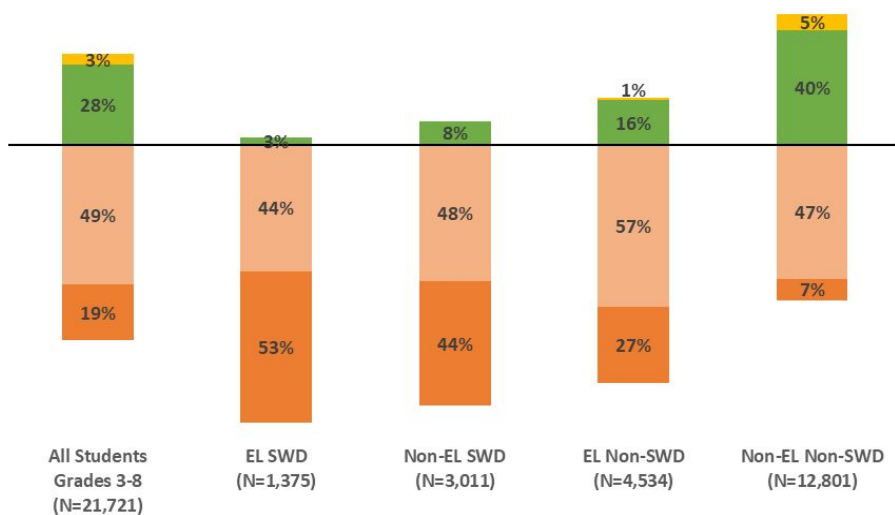


*Note: This analysis contains the Horace Mann Charter Schools. MCAS-Alt results not included in analysis. LEP status as it was when a student was assessed. The “Former EL” subgroup includes all active BPS students who were reclassified within the past four years (June 2014 onward).*

## Spring 2017 & 2018 MCAS ELA Gr 3-8 Achievement Level by EL & Disability Status

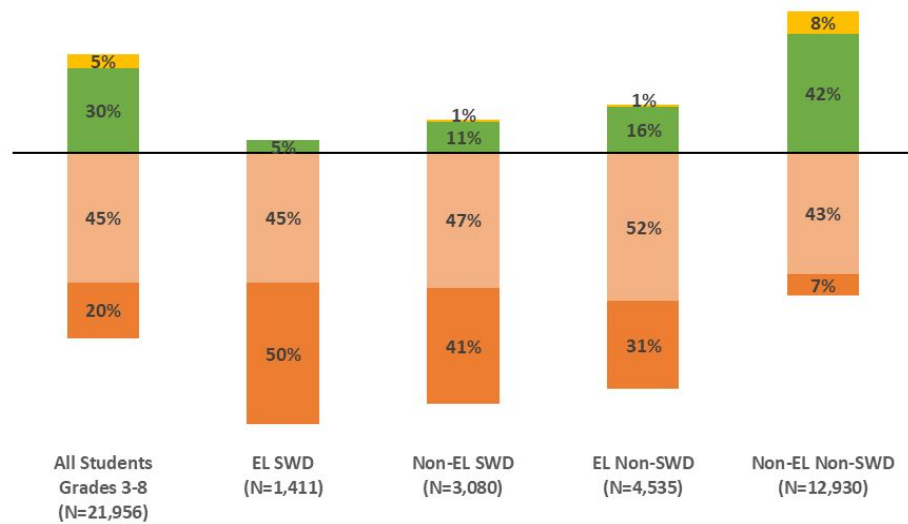
### English Language Arts 2017 MCAS

■ Partially Meeting Expectations 
 ■ Not Meeting Expectations  
■ Meeting Expectations 
 ■ Exceeding Expectations



### English Language Arts 2018 MCAS

■ Partially Meeting Expectations 
 ■ Not Meeting Expectations  
■ Meeting Expectations 
 ■ Exceeding Expectations



*Note: This analysis contains the Horace Mann Charter Schools. MCAS-Alt results not included in analysis. LEP status as it was when a student was assessed. The "Non-EL" subgroup includes Never EL and Former EL students.*

## Spring 2017 & 2018 MCAS Math Gr 3-8 Achievement Level by EL & Disability Status

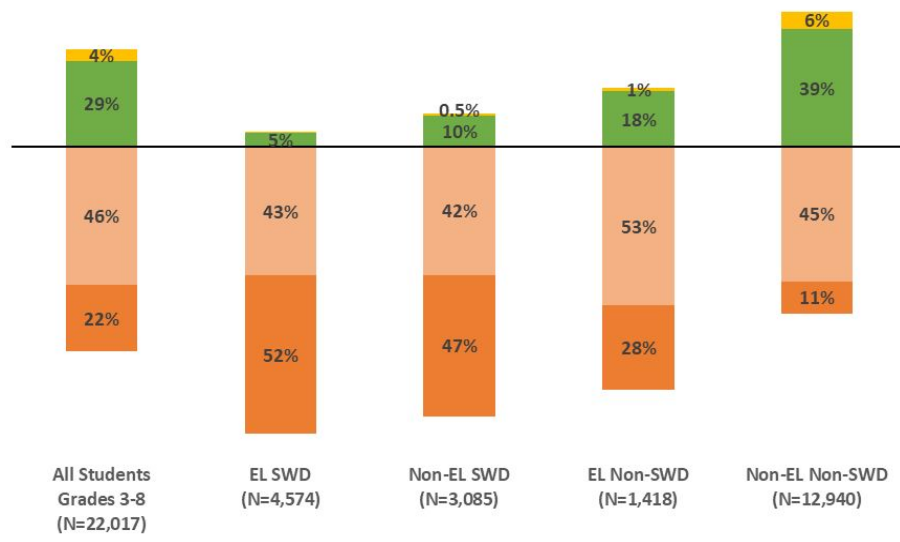
### Mathematics 2017 MCAS

■ Partially Meeting Expectations 
 ■ Not Meeting Expectations  
■ Meeting Expectations 
 ■ Exceeding Expectations



### Mathematics 2018 MCAS

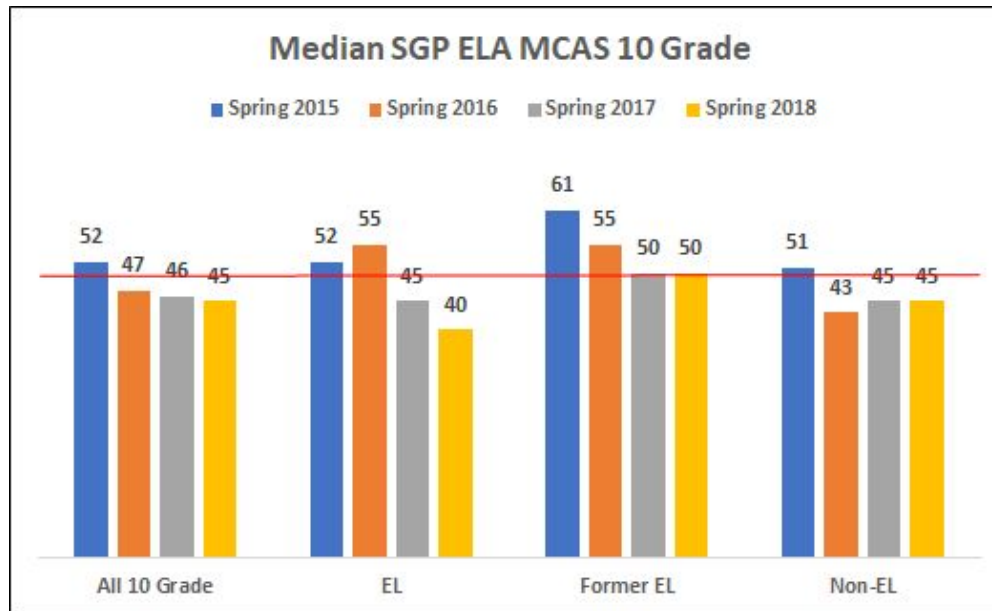
■ Partially Meeting Expectations 
 ■ Not Meeting Expectations  
■ Meeting Expectations 
 ■ Exceeding Expectations



*Note: This analysis contains the Horace Mann Charter Schools. MCAS-Alt results not included in analysis. LEP status as it was when a student was assessed. The "Non-EL" subgroup includes Never EL and Former EL students.*

## **2015–2018 Grade 10 MCAS Results For English Learner Students**

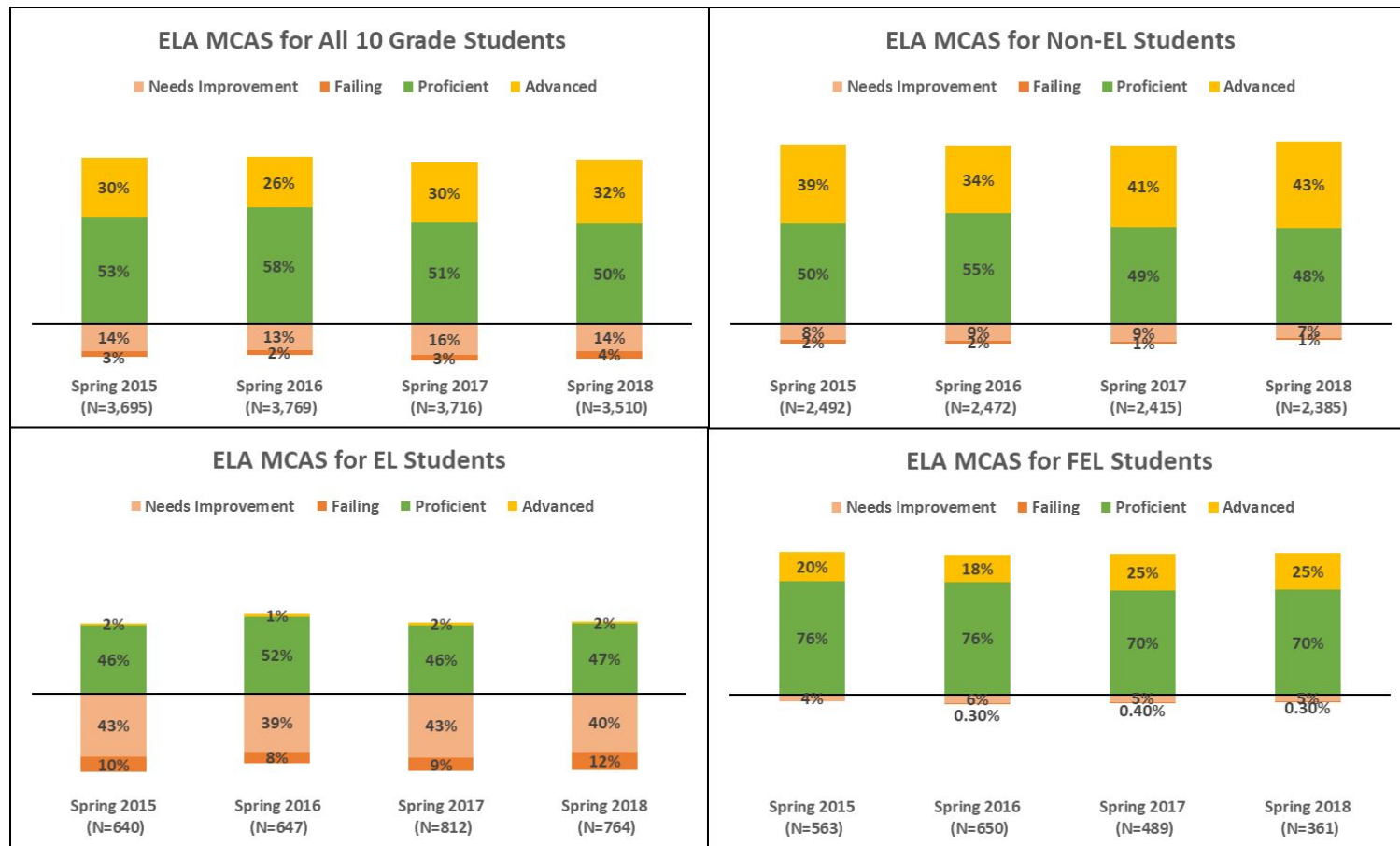
## Spring 2015–2018 ELA MCAS Median SGP by EL Status



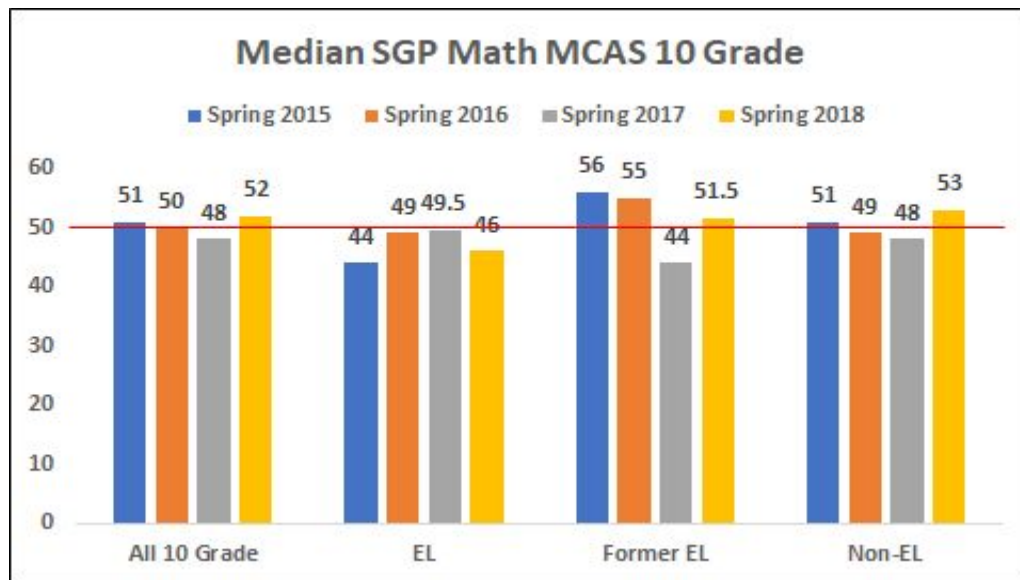
	All 10 Grade	EL	Former EL	Non-EL
Spring 2015	2,867	260	482	2,120
Spring 2016	2,930	280	555	2,095
Spring 2017	2,795	346	448	2,000
Spring 2018	2,639	326	554	1,756



# Spring 2015–2018 MCAS ELA 10 Grade Achievement Levels by EL Status

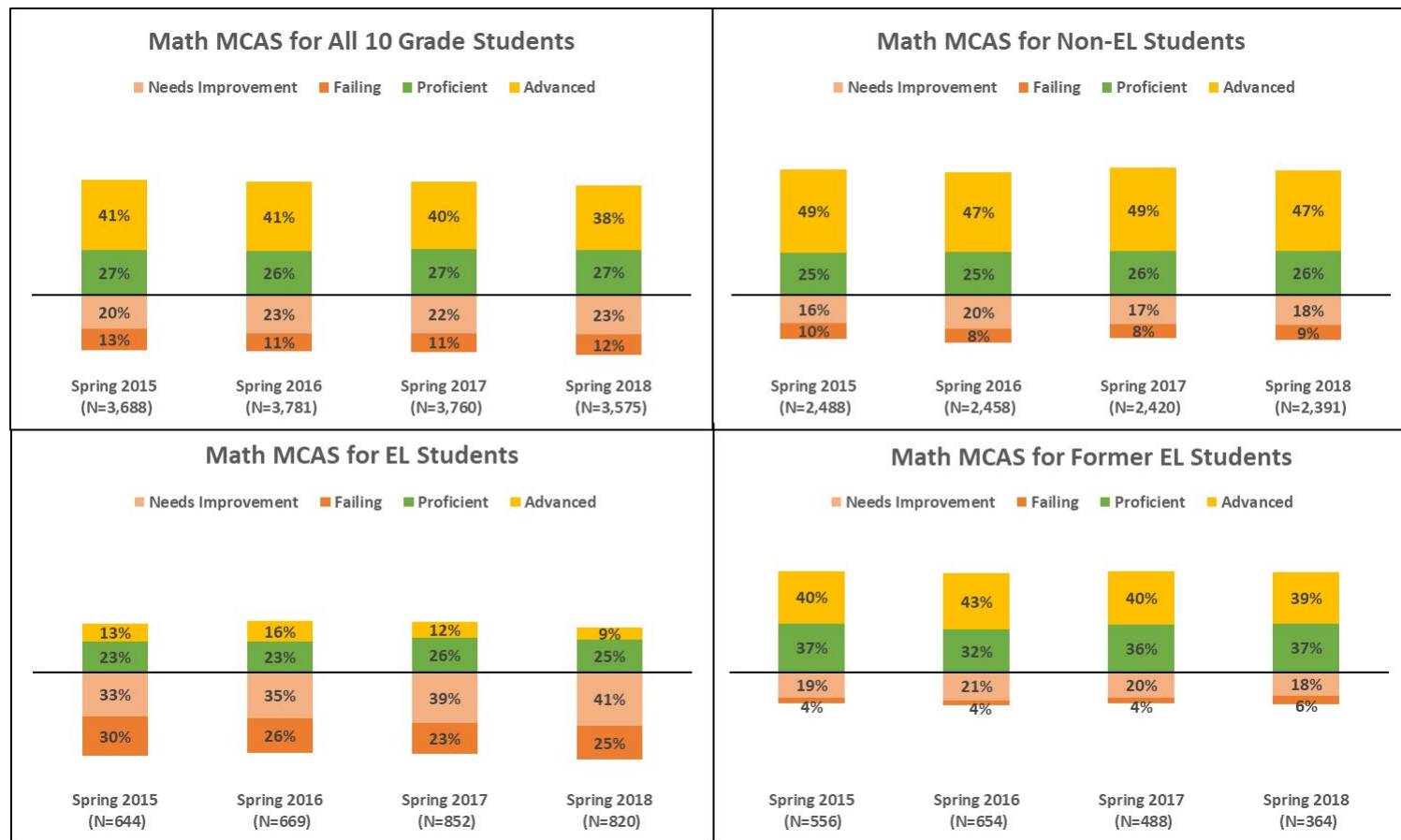


## Spring 2015–2018 Math MCAS Median SGP by EL Status

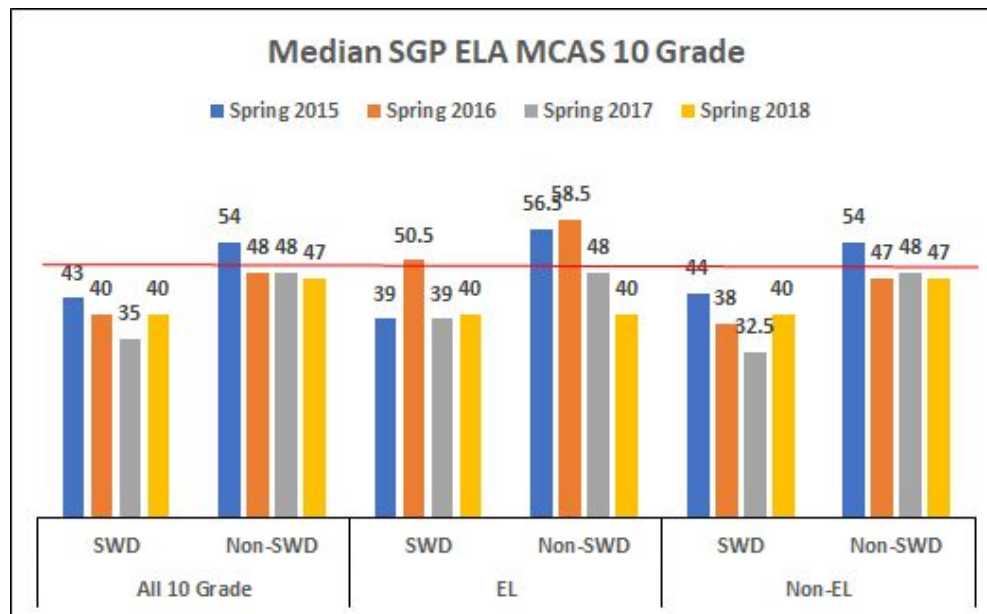


	All 10 Grade	EL	Former EL	Non-EL
Spring 2015	2,907	260	486	2,150
Spring 2016	2,935	284	565	2,087
Spring 2017	2,699	344	439	1,915
Spring 2018	2,557	312	303	1,942

# Spring 2015–2018 MCAS Math 10 Grade Achievement Levels by EL Status

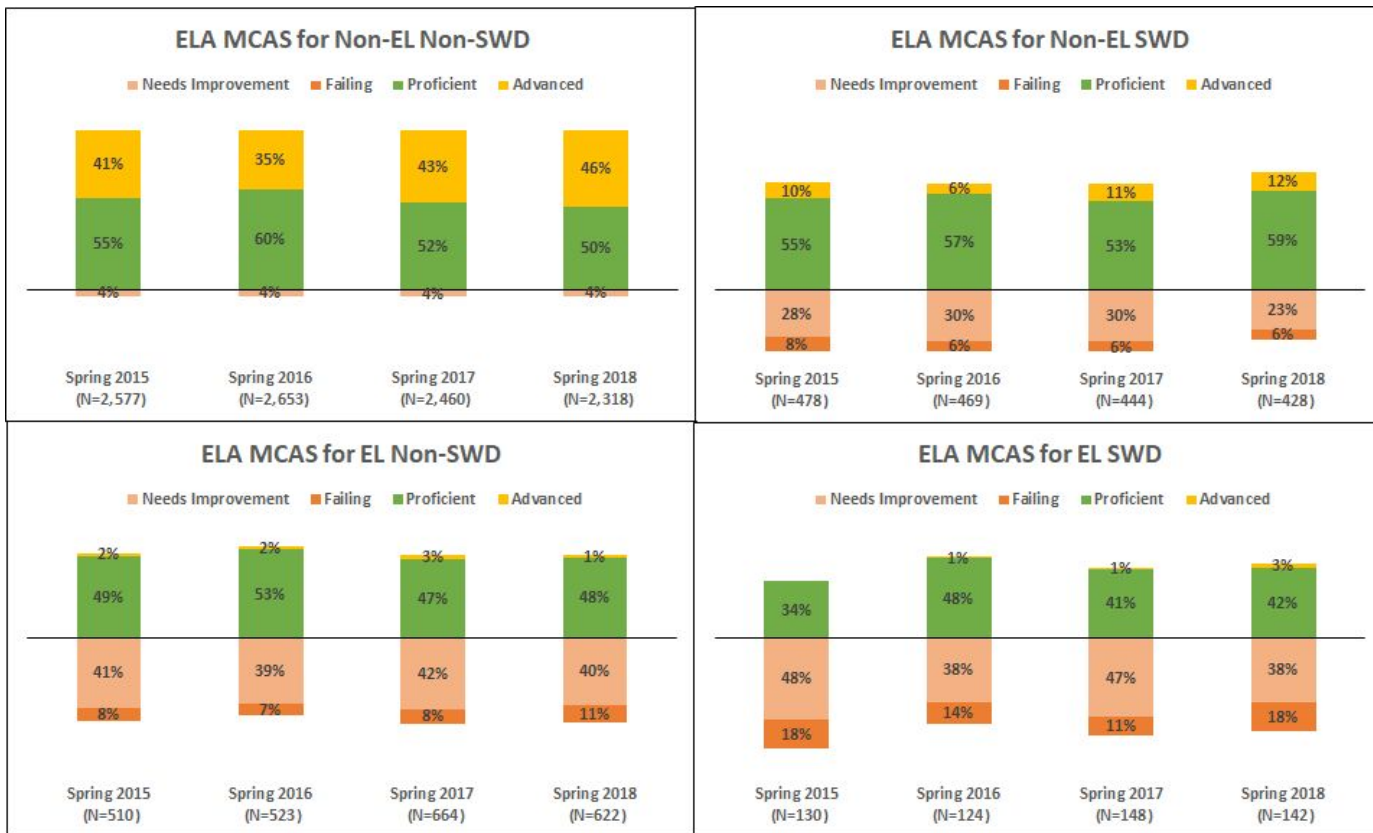


## Spring 2015–2018 ELA MCAS Median SGP by EL & Disability Status

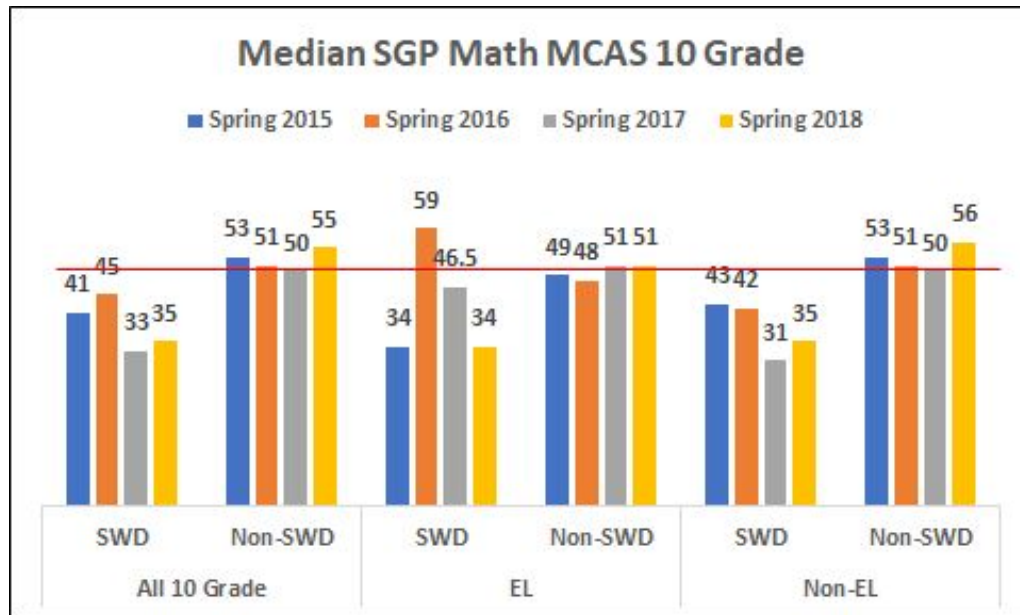


	All 10 Grade		EL		Non-EL	
	SWD	Non-SWD	SWD	Non-SWD	SWD	Non-SWD
Spring 2015	480	2,387	164	164	384	2,223
Spring 2016	471	2,459	98	182	373	2,277
Spring 2017	464	2,331	108	238	356	2,093
Spring 2018	450	2,188	113	213	337	1,975

# Spring 2015–2018 MCAS ELA 10 Grade Achievement Levels by EL & Disability Status



## Spring 2015–2018 Math MCAS Median SGP by EL & Disability Status



	All 10 Grade		EL		Non-EL	
	SWD	Non-SWD	SWD	Non-SWD	SWD	Non-SWD
Spring 2015	498	2,409	101	167	397	2,242
Spring 2016	479	2,456	99	185	380	2,271
Spring 2017	455	2,244	108	236	347	2,008
Spring 2018	420	2,137	104	208	316	1,929

# Spring 2015–2018 MCAS ELA 10 Grade Achievement Levels by EL & Disability Status

